
Performance Assessment Framework

Employment and Social Protection



Republic of North Macedonia
Ministry of Labor
and Social Policy

Labour market and employment



Republic of North Macedonia
Ministry of Labor
and Social Policy

1. PUBLIC BUDGET FOR ACTIVE EMPLOYMENT POLICIES
2. EMPLOYMENT RATE (15+): TOTAL, MEN, WOMEN
3. EMPLOYMENT RATE (20-64): TOTAL, MEN, WOMEN
4. UNEMPLOYMENT RATE (15+): TOTAL, MEN, WOMEN
5. YOUTH EMPLOYMENT RATE (15-29): TOTAL, MEN, WOMEN
6. YOUTH UNEMPLOYMENT RATE (15-29): TOTAL, MEN, WOMEN
7. LONG-TERM UNEMPLOYMENT RATE: TOTAL, MEN, WOMEN
8. ACTIVITY RATE: TOTAL, MEN, WOMEN
9. YOUNG PEOPLE NEITHER IN EMPLOYMENT NOR IN EDUCATION AND TRAINING BY SEX, AGE AND LABOUR STATUS (NEET RATE 15-29, 15-24, 18-24, 25-29 AND 15-34)
10. COVERAGE OF YOUNG PERSONS WITH ACTIVE LABOUR MARKET PROGRAMMES AND MEASURES AND EMPLOYMENT SERVICES

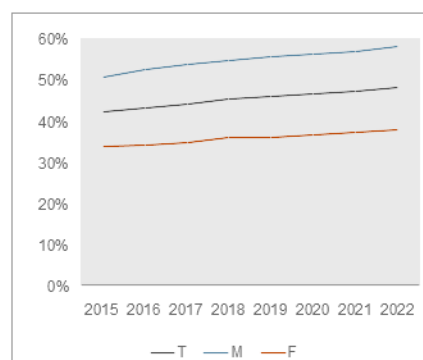
EMPLOYMENT RATE (15+): TOTAL, MEN, WOMEN

Definition Employed people among the population of the age group 15-79

Rationale To which extent available labour resources are being used in the country

Sources Labour Force Survey, State Statistical Office

Unit %



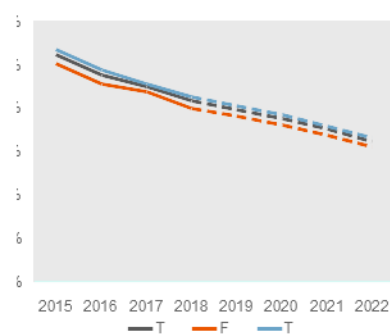
UNEMPLOYMENT RATE (15+): TOTAL, MEN, WOMEN

Definition Unemployed persons aged 15-74 as a percentage of the labour force, where the later consist of the employed and the unemployed

Rationale Points to the efficiency and effectiveness of an economy to absorb its labour force

Sources Labour Force Survey, State Statistical Office

Unit %



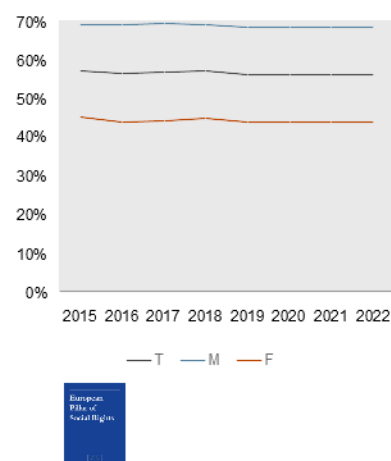
ACTIVITY RATE: TOTAL, MEN, WOMEN

Definition Participation of the economically active in the working age population aged 15 years plus

Rationale Essential in determining the size and composition of a country's human resources and in making projections of the future supply of labour

Sources Labour Force Survey, State Statistical Office

Unit %



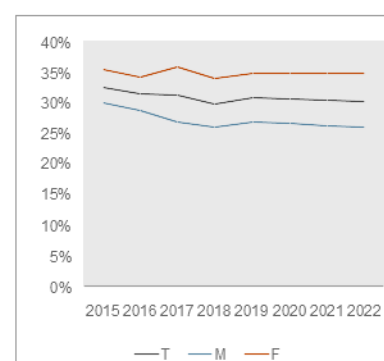
YOUNG PEOPLE NEITHER IN EMPLOYMENT NOR IN EDUCATION AND TRAINING (NEET RATE 15-29)

Definition Percentage of the population of a given age group and sex who is not employed (i.e. who are either unemployed or inactive) and not involved in education or training

Rationale Points to untapped potential of youth who could contribute to national development

Sources Labour Force Survey, State Statistical Office

Unit %



Social protection



Republic of North Macedonia
Ministry of Labor
and Social Policy

1. EXPENDITURE ON ALL TYPES OF SOCIAL PROTECTION EXPENDITURE AS A SHARE OF GDP
2. AT-THE-RISK POVERTY RATE (AFTER SOCIAL TRANSFERS)
3. AT-THE-RISK POVERTY RATE (BEFORE SOCIAL TRANSFERS AND BEFORE PENSIONS)
4. AT-RISK-OF-POVERTY RATE BEFORE SOCIAL TRANSFERS (EXCEPT PENSIONS)
5. PEOPLE AGED 0-59 LIVING IN HOUSEHOLDS WITH LOW WORK INTENSITY
6. COVERAGE OF SOCIAL ASSISTANCE AMONG THE POOREST QUINTILE
7. MEDIAN RELATIVE INCOME OF ELDERLY PEOPLE
8. AGGREGATE REPLACEMENT RATIO FOR PENSIONS (EXCLUDING OTHER SOCIAL BENEFITS) BY SEX
9. NUMBER OF USERS IN THE RESIDENTIAL SOCIAL PROTECTION INSTITUTIONS
10. NUMBER OF TRANSFORMED RESIDENTIAL SOCIAL PROTECTION INSTITUTIONS
11. REGIONAL DISTRIBUTION OF LICENSED SERVICE PROVIDERS
12. NUMBER OF USERS OF SOCIAL SERVICES (PER TYPE OF SERVICE)
13. ROMA PEOPLE INVOLVED IN LABOUR MARKET SERVICES AND ACTIVE EMPLOYMENT PROGRAMMES



Republic of North Macedonia
Ministry of Labor
and Social Policy

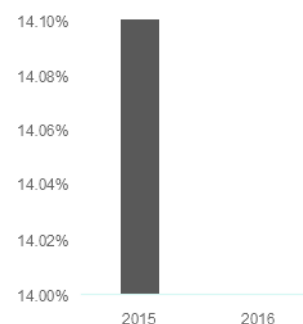
EXPENDITURE ON ALL TYPES OF SOCIAL PROTECTION EXPENDITURE AS A SHARE OF GDP

Definition Budget for expenditures for social protection as a share (%) of Gross Domestic Product (GDP)

Rationale Measures the size of the public support for social protection which is provided to household and individuals affected by a specific set of social risks and needs: disability, sickness/ health care, old age, survivors, family/children, unemployment, housing and social exclusion

Sources ESSPROS, EUROSTAT

Unit %



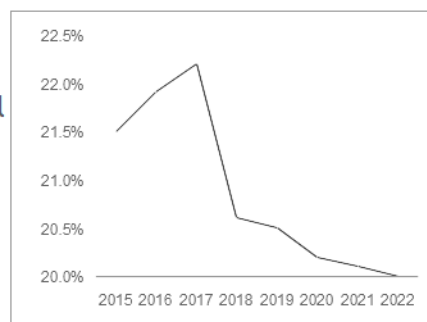
AT THE RISK OF POVERTY RATE (AFTER SOCIAL TRANSFERS)

Definition Proportion of the population that has an income level below the national at-risk-of-poverty threshold, set at 60 % of the national median equivalised disposable income (after social transfers)

Rationale Informs about the monetary dimension of poverty and social exclusion, i.e. the levels of income below which the population is considered to have relatively low income

Sources Survey on Income and Living Conditions, SSO

Unit %



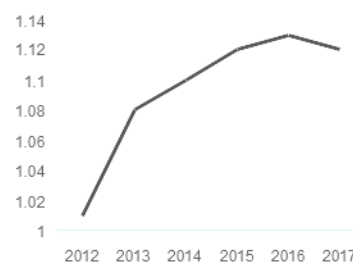
MEDIAN RELATIVE INCOME OF ELDERLY PEOPLE

Definition The ratio between the median equivalised disposable income of persons aged 65 or over and the median equivalised disposable income of persons aged between 0 and 64

Rationale Points to the material living conditions of elderly

Sources Survey on Income and Living Conditions, EUROSTAT

Unit Ratio



COVERAGE OF SOCIAL ASSISTANCE AMONG THE POOREST QUINTILE

Definition Share of the poorest quintile receiving social assistance.

Rationale The indicator measures the effectiveness of social benefits in reducing poverty i.e. if the social protection benefits reach the poor and vulnerable.

Sources Survey on Income and Living Conditions, State Statistical Office

Unit %

Pre-school education and care

1. ENROLMENT RATE OF CHILDREN 3 TO 5 IN PRE-SCHOOL AND CARE
2. PRE-SCHOOL ENROLLMENT RATES FOR CHILDREN 3 TO 6 YEARS OLD WHO BELONG TO THE RECIPIENTS OF THE SOCIAL WELFARE
3. SHARE OF ROMA CHILDREN IN THE TOTAL NUMBER OF CHILDREN ENROLLMENT IN PRE-SCHOOL AND CARE
4. PRE-SCHOOL STAFF/CHILDREN RATIO
5. NUMBER OF EDUCATORS AND CAREGIVERS INVOLVED IN PROFESSIONAL DEVELOPMENT TRAININGS DIVIDED BY THE TOTAL NUMBER OF EDUCATORS AND CAREGIVERS

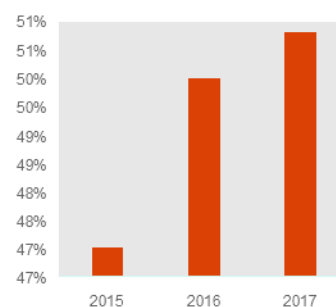
ENROLMENT RATE OF CHILDREN 3-5 IN PRE-SCHOOL AND CARE

Definition The percentage of children aged 3-5 enrolled in or using pre-school and childcare services

Rationale Informs about the participation in early childhood education as a foundation for later educational success

Sources Publication “Institution of Care and Education of Children” and population estimates, State Statistical Office

Unit %



Thank you


 Republic of North Macedonia
 Ministry of Labor
 and Social Policy